

**Number of Seats Earmarked for Reserved Category  
for the Academic Year 2015-2016**

**INDEX**

Sr. No.	Particulars	Page No.
01.	University of Mumbai Circulars for Reserved Category	1
02.	University of Mumbai Circulars for Minority Category	2-3
03.	Reservation Details for the Year	4
04.	Reservation Details Class wise	5-8

University of Mumbai



No. Aff./Recog./Admission/ (2015-16) /4/of 2015

**CIRCULAR:-**

The Principal of the affiliated colleges in Arts, Science, Commerce and Law (5 years) are hereby informed to follow the procedure of admission scrupulously.

**I. The reservation for different reserved categories are as under % allocation seats:-**

- |       |                             |   |  |
|-------|-----------------------------|---|--|
| i)    | 13% Seats                   | : | S.C.   |
| ii)   | 7% Seats                    | : | S.T.   |
| iii)  | 3% Seats                    | : | D.T. (A)   |
| iv)   | 2.5% Seats                  | : | N.T. (B)   |
| v)    | 3.5% Seats                  | : | N.T. (C)   |
| vi)   | 2% Seats                    | : | N.T. (D)   |
| vii)  | 19% Seats                   | : | O.B.C.   |
| viii) | A) Women                    | : | As per circular No.<br>aff/Recog./322 of 2000 dated<br>7 <sup>th</sup> September, 2000       |
|       | B) S.B.C.                   | : | 2% As per circular No.<br>BCC/29/334 of 1997 dated<br>25 <sup>th</sup> September, 1997       |
|       | C) Physically Handicapped : |   | As per circular No.<br>Special Cell/2/2008 dated<br>25 <sup>th</sup> January, 2008           |
| ix)   | 3% Seats                    | : | साथील संवर्गातील (परिपत्रक क्रमांक मान्यता/<br>संलग्नता/निर्देश/२२१ दिनांक ६.६.१९९८ प्रमाणे) |

१. बदलून आलेले फेलोशिप/ राज्य शासकिय कर्मचारी/ अधिकारी यांचे पाल्य
२. संरक्षण दलातील आजी/ माजी सैनिकांचे पाल्य
३. राष्ट्रीय /राज्य पातळीवर क्रिडा व संस्कृतिक कार्यांमार्त विशेष नैपुण्य मिळवलेले विद्यार्थी
४. विधवा/ परित्यक्ता विद्यार्थिनी
५. स्वातंत्र सैनिकांचे पाल्य/ नातवंडे
- x) Two supernumerary seats for students from Jammu & Kashmir as per University Circular No. Aff/ICC/2012-13/22 dated 8<sup>th</sup> January, 2013

**2. The Quota:-**

**Minority and Non-Minority Colleges**

As per University Circular No. Spl.Cell/(68)/218/2005 dated 3<sup>rd</sup> June, 2005, University Circular No. क.पि.क./आयसीसी/२०१४-१५/१३ दिनांक १९ सप्टेंबर, २०१४ आणि शासन परिपत्रक क अदीत-२०१२/प्र.क. २१/कार्या-५ दिनांक १८ जून, २०१४



*Shashikumar*  
**I/c Principal**  
S.I.C.E.S. Degree College of Arts, Science & Commerce  
Ambarnath - 421505

ob. 18/11/05

**University of Mumbai**

No.Spl.Cell/(68)/ 218 /2005.

Date : 3<sup>rd</sup> June,2005

Circular

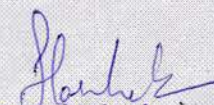
Attention of the Directors/Heads of University Department /Centers, Principal of Sir, J.J.College of Architecture Librarian, University library and Principal of the affiliated colleges (including minority aided and unaided) is invited to the University Circular No.स.प/188/2003 dated 13<sup>th</sup> May, 2003 and No.स.प/189/2003 dated 13<sup>th</sup> May,2003 under which various Government Resolutions dated 16<sup>th</sup> April,2003 regarding procedure of admission, reservation in minority/non minority, aided/unaided Educational Institutions, management quota and preparation of merit list etc were circulated for implementation. Their attention is also invited to the judgments given by the Hon'ble Supreme Court of India in the case of T.M.A. Pai foundation and other v/s State of Karnataka and others (Writ petition No.317/1993) and further judgments of the Hon'ble Supreme Court of India in the case of Islamic Academy of Education judgment given by the Hon'ble Supreme Court of India and High Court, Bombay, Government Resolutions and University Circulars.

Their attention is also invited to the University Circular No.ASS/ReCog/211 of 2004 dated 28<sup>th</sup> May 2004 under which necessary instruction have been issued to all concerned. Further their attention is invited to the University circular No. Spl. Cell/(68)/241/2004 dated 9<sup>th</sup> June 2004 under which clarification about management quota, minority admission were given to all concerned.

Example: - Minority: -

Intake capacity	100 seats
15 % Management Quota	15 seats
Balance	85 seats
50% Minority (First In-house then Outsiders if seats available)	43 seats
50 % open and reserved	42 seats
21 seats open + 21 seats reserved category (First In-house then outsiders if seats available)	



  
I/c Principal  
S.I.C.E.S. Degree College of Arts, Science & Commerce  
Ambernath - 421505

**Example :- Non Minority :-**

Intake capacity 100 seats  
15 % Management Quota 15 seats

Balance 85 seats

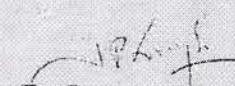
50 % Open (First In- house then outsiders if seats available) 43 seats

50 % reserved (First In- house then outsiders if seats available) 42 seats

(SC/ST/DT/NT/OBC)

They are further requested to implement the reservation policy and fill up the seats as per the above example and submit report in the enclosed proforma alongwith the merit lists.


The Principal are hereby requested to adhere by the admission norms laid down by the University.

  
(Dr. Jayant Dighe)  
Registrar

To,  
The Principals of the Affiliated College and the heads of the University Teaching Departments.

Copy to :-  
The Deputy Registrar (UG/PG)  
The Deputy Registrar (Affiliation/Concol)

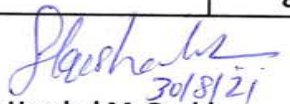


  
I/c Principal  
S.T.C.E.S. Degree College of Arts, Science & Commerce  
Ambernath - 421505

**Reservation Details for Academic Year 2015-2016**

Sr.No.	Programme	Class	Number of Sanctioned Seats	Total No. of Seats Sanctioned	Category	Percentage Earmarked	Number of Seats Earmarked
1	Bachelor of Commerce	F.Y.B.Com.	240	815	Management Quota	15% of Total	122
2	Bachelor of Science (Physics & Chemistry with F.Y.B.Sc. Common)	F.Y.B.Sc.	120		Minority	50% of (Total - Management Quota)	347
3	Bachelor of Arts (English & History)	F.Y.B.A.	120		SC	13% of (Total-Management Quota-Minority)	45
4	Bachelor of Science (Microbiology)	F.Y.B.Sc. (Microbiology)	35		ST	7% of (Total-Management Quota-Minority)	24
5	Bachelor of Science (Computer Science)	F.Y.B.Sc. (Computer Science)	60		DT (A)	3% of (Total-Management Quota-Minority)	10
6	Bachelor of Science (Information Technology)	F.Y.B.Sc. (Information Technology)	60		NT (B)	2.5% of (Total-Management Quota-Minority)	9
7	Bachelor of Commerce (Accounting & Finance)	F.Y.B.Com. (Accounting & Finance)	60		NT (C)	3.5% of (Total-Management Quota-Minority)	12
8	Bachelor of Commerce (Banking & Insurance)	F.Y.B.Com. (Banking & Insurance)	60		NT (D)	2% of (Total-Management Quota-Minority)	7
9	Bachelor of Management Studies (BMS)	F.Y.B.M.S.	60		OBC	19% of (Total-Management Quota-Minority)	66
10					SBC	2% of (Total-Management Quota-Minority)	7
11					EX-Service Men & Soldiers	3% of (Total-Management Quota-Minority)	10
12					Open		156
		<b>Total</b>	<b>815</b>	<b>815</b>			<b>815</b>



  
 30/8/21  
**Dr. Harshal M. Bachhav**  
 Incharge Principal  
 I/c Principal  
 S.I.C.E.S. Degree College of Arts, Science & Commerce  
 Ambarnath - 421505

**Classwise Reservation Details for the Acadmic Year 2015-16**

Sr.No.	Class	Total No. of Seats Sanctioned	Category	Percentage Earmarked	Number of Seats Earmarked
1	F.Y.B.A.	120	Management Quota	15% of Total	18
2			Minority	50% of (Total - Management Quota)	51
3			SC	13% of (Total-Management Quota-Minority)	7
4			ST	7% of (Total-Management Quota-Minority)	4
5			DT (A)	3% of (Total-Management Quota-Minority)	2
6			NT (B)	2.5% of (Total-Management Quota-Minority)	1
7			NT (C)	3.5% of (Total-Management Quota-Minority)	2
8			NT (D)	2% of (Total-Management Quota-Minority)	1
9			OBC	19% of (Total-Management Quota-Minority)	10
10			SBC	2% of (Total-Management Quota-Minority)	1
11			EX-Service Men & Soldiers	3% of (Total-Management Quota-Minority)	2
12			Open		23
	<b>Total</b>	<b>120</b>			<b>120</b>

Sr.No.	Class	Total No. of Seats Sanctioned	Category	Percentage Earmarked	Number of Seats Earmarked
1	F.Y.B.Com.	240	Management Quota	15% of Total	36
2			Minority	50% of (Total - Management Quota)	102
3			SC	13% of (Total-Management Quota-Minority)	13
4			ST	7% of (Total-Management Quota-Minority)	7
5			DT (A)	3% of (Total-Management Quota-Minority)	3
6			NT (B)	2.5% of (Total-Management Quota-Minority)	3
7			NT (C)	3.5% of (Total-Management Quota-Minority)	4
8			NT (D)	2% of (Total-Management Quota-Minority)	2
9			OBC	19% of (Total-Management Quota-Minority)	19
10			SBC	2% of (Total-Management Quota-Minority)	2
11			EX-Service Men & Soldiers	3% of (Total-Management Quota-Minority)	3
12			Open		546
	<b>Total</b>	<b>240</b>			<b>240</b>




Sr.No.	Class	Total No. of Seats Sanctioned	Category	Percentage Earmarked	Number of Seats Earmarked
1	F.Y.B.Sc.	120	Management Quota	15% of Total	18
2			Minority	50% of (Total - Management Quota)	51
3			SC	13% of (Total-Management Quota-Minority)	7
4			ST	7% of (Total-Management Quota-Minority)	4
5			DT (A)	3% of (Total-Management Quota-Minority)	2
6			NT (B)	2.5% of (Total-Management Quota-Minority)	1
7			NT (C)	3.5% of (Total-Management Quota-Minority)	2
8			NT (D)	2% of (Total-Management Quota-Minority)	1
9			OBC	19% of (Total-Management Quota-Minority)	10
10			SBC	2% of (Total-Management Quota-Minority)	1
11			EX-Service Men & Soldiers	3% of (Total-Management Quota-Minority)	2
12			Open		23
	<b>Total</b>	<b>120</b>			<b>120</b>

Sr.No.	Class	Total No. of Seats Sanctioned	Category	Percentage Earmarked	Number of Seats Earmarked
1	F.Y.B.Sc. (Microbiology)	35	Management Quota	15% of Total	5
2			Minority	50% of (Total - Management Quota)	13
3			SC	13% of (Total-Management Quota-Minority)	2
4			ST	7% of (Total-Management Quota-Minority)	1
5			DT (A)	3% of (Total-Management Quota-Minority)	1
6			NT (B)	2.5% of (Total-Management Quota-Minority)	1
7			NT (C)	3.5% of (Total-Management Quota-Minority)	1
8			NT (D)	2% of (Total-Management Quota-Minority)	1
9			OBC	19% of (Total-Management Quota-Minority)	3
10			SBC	2% of (Total-Management Quota-Minority)	1
11			EX-Service Men & Soldiers	3% of (Total-Management Quota-Minority)	1
12			Open		5
	<b>Total</b>	<b>35</b>			<b>35</b>



Sr.No.	Class	Total No. of Seats Sanctioned	Category	Percentage Earmarked	Number of Seats Earmarked
1	F.Y.B.Sc. (Information Technology)	60	Management Quota	15% of Total	9
2			Minority	50% of (Total - Management Quota)	26
3			SC	13% of (Total-Management Quota-Minority)	3
4			ST	7% of (Total-Management Quota-Minority)	2
5			DT (A)	3% of (Total-Management Quota-Minority)	1
6			NT (B)	2.5% of (Total-Management Quota-Minority)	1
7			NT (C)	3.5% of (Total-Management Quota-Minority)	1
8			NT (D)	2% of (Total-Management Quota-Minority)	1
9			OBC	19% of (Total-Management Quota-Minority)	5
10			SBC	2% of (Total-Management Quota-Minority)	1
11			EX-Service Men & Soldiers	3% of (Total-Management Quota-Minority)	1
12			Open		11
	<b>Total</b>	<b>60</b>			<b>60</b>

Sr.No.	Class	Total No. of Seats Sanctioned	Category	Percentage Earmarked	Number of Seats Earmarked
1	F.Y.B.Sc. (Computer Science)	60	Management Quota	15% of Total	9
2			Minority	50% of (Total - Management Quota)	26
3			SC	13% of (Total-Management Quota-Minority)	3
4			ST	7% of (Total-Management Quota-Minority)	2
5			DT (A)	3% of (Total-Management Quota-Minority)	1
6			NT (B)	2.5% of (Total-Management Quota-Minority)	1
7			NT (C)	3.5% of (Total-Management Quota-Minority)	1
8			NT (D)	2% of (Total-Management Quota-Minority)	1
9			OBC	19% of (Total-Management Quota-Minority)	5
10			SBC	2% of (Total-Management Quota-Minority)	1
11			EX-Service Men & Soldiers	3% of (Total-Management Quota-Minority)	1
12			Open		11
	<b>Total</b>	<b>60</b>			<b>60</b>





Sr.No.	Class	Total No. of Seats Sanctioned	Category	Percentage Earmarked	Number of Seats Earmarked
1	F.Y.B.Com. (Accounting & Finance)	60	Management Quota	15% of Total	9
2			Minority	50% of (Total - Management Quota)	26
3			SC	13% of (Total-Management Quota-Minority)	3
4			ST	7% of (Total-Management Quota-Minority)	2
5			DT (A)	3% of (Total-Management Quota-Minority)	1
6			NT (B)	2.5% of (Total-Management Quota-Minority)	1
7			NT (C)	3.5% of (Total-Management Quota-Minority)	1
8			NT (D)	2% of (Total-Management Quota-Minority)	1
9			OBC	19% of (Total-Management Quota-Minority)	5
10			SBC	2% of (Total-Management Quota-Minority)	1
11			EX-Service Men & Soldiers	3% of (Total-Management Quota-Minority)	1
12			Open		11
	<b>Total</b>	<b>60</b>			<b>60</b>

Sr.No.	Class	Total No. of Seats Sanctioned	Category	Percentage Earmarked	Number of Seats Earmarked
1	F.Y.B.Com. (Banking & Insurance)	60	Management Quota	15% of Total	9
2			Minority	50% of (Total - Management Quota)	26
3			SC	13% of (Total-Management Quota-Minority)	3
4			ST	7% of (Total-Management Quota-Minority)	2
5			DT (A)	3% of (Total-Management Quota-Minority)	1
6			NT (B)	2.5% of (Total-Management Quota-Minority)	1
7			NT (C)	3.5% of (Total-Management Quota-Minority)	1
8			NT (D)	2% of (Total-Management Quota-Minority)	1
9			OBC	19% of (Total-Management Quota-Minority)	5
10			SBC	2% of (Total-Management Quota-Minority)	1
11			EX-Service Men & Soldiers	3% of (Total-Management Quota-Minority)	1
12			Open		11
	<b>Total</b>	<b>60</b>			<b>60</b>



Sr.No.	Class	Total No. of Seats Sanctioned	Category	Percentage Earmarked	Number of Seats Earmarked
1	F.Y.B.M.S.	60	Management Quota	15% of Total	9
2			Minority	50% of (Total - Management Quota)	26
3			SC	13% of (Total-Management Quota-Minority)	3
4			ST	7% of (Total-Management Quota-Minority)	2
5			DT (A)	3% of (Total-Management Quota-Minority)	1
6			NT (B)	2.5% of (Total-Management Quota-Minority)	1
7			NT (C)	3.5% of (Total-Management Quota-Minority)	1
8			NT (D)	2% of (Total-Management Quota-Minority)	1
9			OBC	19% of (Total-Management Quota-Minority)	5
10			SBC	2% of (Total-Management Quota-Minority)	1
11			EX-Service Men & Soldiers	3% of (Total-Management Quota-Minority)	1
12			Open		11
	<b>Total</b>	<b>60</b>			<b>60</b>



*Harshal M. Bachhav*  
30/8/21

Dr. Harshal M. Bachhav

Incharge Principal

**I/c Principal**

S.I.C.E.S. Degree College of Arts, Science & Commerce  
Ambarnath - 421505

**Number of Seats Earmarked for Reserved Category  
for the Academic Year 2016-2017**

**INDEX**

Sr. No.	Particulars	Page No.
01.	University of Mumbai Circulars for Reserved Category	1-2
02.	University of Mumbai Circulars for Minority Category	3-4
03.	Reservation Details for the Year	5
04.	Reservation Details Class wise	6-10



No. Aff./Recog./Admission/ (2016-17) /3 of 2016

**CIRCULAR:-**

The Principal of the affiliated colleges in Arts, Science, Commerce and Law (5 years) are hereby informed to follow the procedure of admission scrupulously.

**1. The reservation for different reserved categories are as under % allocation seats:-**

- |       |            |   |  |
|-------|------------|---|--|
| i.    | 13% Seats  | : | S.C.   |
| ii.   | 7% Seats   | : | S.T.   |
| iii.  | 3% Seats   | : | D.T. (A)   |
| iv.   | 2.5% Seats | : | N.T. (B)   |
| v.    | 3.5% Seats | : | N.T. (C)   |
| vi.   | 2% Seats   | : | N.T. (D)   |
| vii.  | 19% Seats  | : | O.B.C.   |
| viii. | A) Women   | : | As per circular No.<br>aff/Recog./322 of 2000 dated<br>7 <sup>th</sup> September, 2000 |

B) S.B.C. : 2% As per circular No.

BCC/29/334 of 1997 dated  
25<sup>th</sup> September, 1997

C) Physically Handicapped : As per circular No.

Special Cell/2/2008 dated  
25<sup>th</sup> January, 2008

- ix. 3% Seats : खालील संवर्गातील (परिपत्रक क्रमांक मान्यता/  
संलग्नता/निर्देश/२२१ दिनसंक ६६१९९८ प्रमाणे)

१. बदलून आलेले केंद्रीय/ राज्य शासकिय कर्मचारी/ अधिकारी यांचे पाल्य
२. संरक्षण दलातील आजी/ माजी सैनिकांचे पाल्य
३. राष्ट्रीय /राज्य पातळीवर किडा व संस्कृतिक कार्यक्रमात विशेष नैपुण्य मिळवलेले विद्यार्थी
४. विधवा/ परित्यक्ता विद्यार्थिनी
५. स्वातंत्र सैनिकाचे पाल्य/ नातवंडे

x. Two supernumerary seats for students from Jammu & Kashmir as per University Circular No. Aff/ICC/2012-13/22 dated 8<sup>th</sup> January, 2013

**2. The Quota:-**

**Minority and Non-Minority Colleges**

As per University Circular No. Spl.Cell/(68)/218/2005 dated 3<sup>rd</sup> June, 2005

3. In house Students be admitted first as per practice followed in the preceding years for admission to F.Y.B.A./ B.Sc./B. Com. Classes only.



*[Signature]*  
I/c Principal  
S.I.C.E.S. Degree College of Arts, Science & Commerce  
Ambernath - 421505

...2/-

4. Fees:- Strictly as prescribed by the University . Further fees be charged from Reserved category students as per circular no वि.क./भासशि(२४)/३६०/२००४ दिनांक २५ ऑगस्ट, २००४ and circular no वि.क./भासशि/पदवि/२/२०१३ दिनांक ७ जून, २०१३
5. No. Colleges shall conduct its own CET it test for admission to any course of University unless it is an autonomous college.

Further, they are requested to form the Admission cell/ Committee Comprising of Senior Teaching Staff inclusive of representative of Reserved Category for smooth conduct of the admission process. **The vacant representative seats should be indicated on notice board** and to be converted as per the prescribed procedure.

They are further informed that the communication regarding Centralized Admission Co-ordination Cell for admission to the Students deprived/ unable to seek admission at the F.Y.B.A, F.Y.B.Sc & F.Y.B.Com etc. classes during the academic year 2016-17, will be issued separately.

Merit list of reserved category should be displayed separately and category wise.

  
(Dr. M. A. KHAN)  
REGISTRAR

Mumbai-400 032

6<sup>th</sup> June, 2016

To,


The Principals of the all affiliated colleges in Arts, Science & Commerce for information and necessary action.

\*\*\*\*\*

Copy forwarded for information to:-

1. The Deputy Registrar, Enrollment Section
2. The Deputy Registrar, Special Cell
3. The Deputy Registrar, Public Relation
4. Receptionist/ Telephone Operators



  
I/c Principal  
S.I.C.E.S. Degree College of Arts, Science & Commerce  
Ambernath - 421505

ob. 18/11/05

**University of Mumbai**

No.Spl.Cell/(68)/ 218 /2005.

Date : 3<sup>rd</sup> June,2005

Circular


Attention of the Directors/Heads of University Department /Centers, Principal of Sir, J.J.College of Architecture Librarian, University library and Principal of the affiliated colleges (including minority aided and unaided) is invited to the University Circular No.स.प/188/2003 dated 13<sup>th</sup> May, 2003 and No.स.प/189/2003 dated 13<sup>th</sup> May,2003 under which various Government Resolutions dated 16<sup>th</sup> April,2003 regarding procedure of admission, reservation in minority/non minority, aided/unaided Educational Institutions, management quota and preparation of merit list etc were circulated for implementation. Their attention is also invited to the judgments given by the Hon'ble Supreme Court of India in the case of T.M.A. Pai foundation and other v/s State of Karnataka and others (Writ petition No.317/1993) and further judgments of the Hon'ble Supreme Court of India in the case of Islamic Academy of Education judgment given by the Hon'ble Supreme Court of India and High Court, Bombay, Government Resolutions and University Circulars.

Their attention is also invited to the University Circular No.ASS/ReCog/211 of 2004 dated 28<sup>th</sup> May 2004 under which necessary instruction have been issued to all concerned. Further their attention is invited to the University circular No. Spl. Cell/(68)/241/2004 dated 9<sup>th</sup> June 2004 under which clarification about management quota, minority admission were given to all concerned.

Example: - Minority: -

Intake capacity	100 seats
15 % Management Quota	15 seats
Balance	85 seats
50% Minority (First In-house then Outsiders if seats available)	43 seats
50 % open and reserved	42 seats
21 seats open + 21 seats reserved category (First In-house then outsiders if seats available)	



  
I/c Principal  
S.I.C.E.S. Degree College of Arts, Science & Commerce  
Ambernath - 421505

**Example :- Non Minority :-**

Intake capacity 100 seats  
15 % Management Quota 15 seats

Balance 85 seats

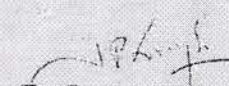
50 % Open (First In- house  
then outsiders if seats available) 43 seats

50 % reserved (First In- house then  
outsiders if seats available) 42 seats

(SC/ST/DT/NT/OBC)

They are further requested to implement the reservation policy and fill up the seats as per the above example and submit report in the enclosed proforma alongwith the merit lists.

The Principal are hereby requested to adhere by the admission norms laid down by the University.


  
(Dr. Jayant Dighe)  
Registrar

To,  
The Principals of the Affiliated College and the heads of the University Teaching Departments.

Copy to :-

The Deputy Registrar (UG/PG)  
The Deputy Registrar (Affiliation/Concol)




  
I/c Principal  
S.T.C.E.S. Degree College of Arts, Science & Commerce  
Ambernath - 421505

**Reservation Details for the Academic Year 2016-2017**

Sr.No.	Programme	Class	Number of Sanctioned Seats	Total No. of Seats Sanctioned	Category	Percentage Earmarked	Number of Seats Earmarked
1	Bachelor of Commerce	F.Y.B.Com.	240	815	Management Quota	15% of Total	122
2	Bachelor of Science (Physics & Chemistry with F.Y.B.Sc. Common)	F.Y.B.Sc.	120		Minority	50% of (Total - Management Quota)	347
3	Bachelor of Arts (English & History)	F.Y.B.A.	120		SC	13% of (Total-Management Quota-Minority)	45
4	Bachelor of Science (Microbiology)	F.Y.B.Sc. (Microbiology)	35		ST	7% of (Total-Management Quota-Minority)	24
5	Bachelor of Science (Computer Science)	F.Y.B.Sc. (Computer Science)	60		DT (A)	3% of (Total-Management Quota-Minority)	10
6	Bachelor of Science (Information Technology)	F.Y.B.Sc. (Information Technology)	60		NT (B)	2.5% of (Total-Management Quota-Minority)	9
7	Bachelor of Commerce (Accounting & Finance)	F.Y.B.Com. (Accounting & Finance)	60		NT (C)	3.5% of (Total-Management Quota-Minority)	12
8	Bachelor of Commerce (Banking & Insurance)	F.Y.B.Com. (Banking & Insurance)	60		NT (D)	2% of (Total-Management Quota-Minority)	7
9	Bachelor of Management Studies (BMS)	F.Y.B.M.S.	60		OBC	19% of (Total-Management Quota-Minority)	66
10					SBC	2% of (Total-Management Quota-Minority)	7
11					EX-Service Men & Soldiers	3% of (Total-Management Quota-Minority)	10
12					Open		156
<b>Total</b>			<b>815</b>	<b>815</b>			<b>815</b>




  
**Dr. Harshal M. Bachhav**  
 Incharge Principal  
**I/c Principal**  
 S.I.C.E.S. Degree College of Arts, Science & Commerce  
 Ambernath - 421505



**Classwise Reservation Details for the Acadmic Year 2016-2017**

Sr.No.	Class	Total No. of Seats Sanctioned	Category	Percentage Earmarked	Number of Seats Earmarked
1	F.Y.B.A.	120	Management Quota	15% of Total	18
2			Minority	50% of (Total - Managemet Quota)	51
3			SC	13% of (Total-Management Quota-Minority)	7
4			ST	7% of (Total-Management Quota-Minority)	4
5			DT (A)	3% of (Total-Management Quota-Minority)	2
6			NT (B)	2.5% of (Total-Management Quota-Minority)	1
7			NT (C)	3.5% of (Total-Management Quota-Minority)	2
8			NT (D)	2% of (Total-Management Quota-Minority)	1
9			OBC	19% of (Total-Management Quota-Minority)	10
10			SBC	2% of (Total-Management Quota-Minority)	1
11			EX-Service Men & Soldiers	3% of (Total-Management Quota-Minority)	2
12			Open		23
	<b>Total</b>	<b>120</b>			<b>120</b>

Sr.No.	Class	Total No. of Seats Sanctioned	Category	Percentage Earmarked	Number of Seats Earmarked
1	F.Y.B.Com.	240	Management Quota	15% of Total	36
2			Minority	50% of (Total - Managemet Quota)	102
3			SC	13% of (Total-Management Quota-Minority)	13
4			ST	7% of (Total-Management Quota-Minority)	7
5			DT (A)	3% of (Total-Management Quota-Minority)	3
6			NT (B)	2.5% of (Total-Management Quota-Minority)	3
7			NT (C)	3.5% of (Total-Management Quota-Minority)	4
8			NT (D)	2% of (Total-Management Quota-Minority)	2
9			OBC	19% of (Total-Management Quota-Minority)	19
10			SBC	2% of (Total-Management Quota-Minority)	2
11			EX-Service Men & Soldiers	3% of (Total-Management Quota-Minority)	3
12			Open		46
	<b>Total</b>	<b>240</b>			<b>240</b>




Sr.No.	Class	Total No. of Seats Sanctioned	Category	Percentage Earmarked	Number of Seats Earmarked
1	F.Y.B.Sc.	120	Management Quota	15% of Total	18
2			Minority	50% of (Total - Management Quota)	51
3			SC	13% of (Total-Management Quota-Minority)	7
4			ST	7% of (Total-Management Quota-Minority)	4
5			DT (A)	3% of (Total-Management Quota-Minority)	2
6			NT (B)	2.5% of (Total-Management Quota-Minority)	1
7			NT (C)	3.5% of (Total-Management Quota-Minority)	2
8			NT (D)	2% of (Total-Management Quota-Minority)	1
9			OBC	19% of (Total-Management Quota-Minority)	10
10			SBC	2% of (Total-Management Quota-Minority)	1
11			EX-Service Men & Soldiers	3% of (Total-Management Quota-Minority)	2
12			Open		23
	<b>Total</b>	<b>120</b>			<b>120</b>

Sr.No.	Class	Total No. of Seats Sanctioned	Category	Percentage Earmarked	Number of Seats Earmarked
1	F.Y.B.Sc. (Microbiology)	35	Management Quota	15% of Total	5
2			Minority	50% of (Total - Management Quota)	13
3			SC	13% of (Total-Management Quota-Minority)	2
4			ST	7% of (Total-Management Quota-Minority)	1
5			DT (A)	3% of (Total-Management Quota-Minority)	1
6			NT (B)	2.5% of (Total-Management Quota-Minority)	1
7			NT (C)	3.5% of (Total-Management Quota-Minority)	1
8			NT (D)	2% of (Total-Management Quota-Minority)	1
9			OBC	19% of (Total-Management Quota-Minority)	3
10			SBC	2% of (Total-Management Quota-Minority)	1
11			EX-Service Men & Soldiers	3% of (Total-Management Quota-Minority)	1
12			Open		5
	<b>Total</b>	<b>35</b>			<b>35</b>




Sr.No.	Class	Total No. of Seats Sanctioned	Category	Percentage Earmarked	Number of Seats Earmarked
1	F.Y.B.Sc. (Information Technology)	60	Management Quota	15% of Total	9
2			Minority	50% of (Total - Management Quota)	26
3			SC	13% of (Total-Management Quota-Minority)	3
4			ST	7% of (Total-Management Quota-Minority)	2
5			DT (A)	3% of (Total-Management Quota-Minority)	1
6			NT (B)	2.5% of (Total-Management Quota-Minority)	1
7			NT (C)	3.5% of (Total-Management Quota-Minority)	1
8			NT (D)	2% of (Total-Management Quota-Minority)	1
9			OBC	19% of (Total-Management Quota-Minority)	5
10			SBC	2% of (Total-Management Quota-Minority)	1
11			EX-Service Men & Soldiers	3% of (Total-Management Quota-Minority)	1
12			Open		11
	<b>Total</b>	<b>60</b>			<b>60</b>

Sr.No.	Class	Total No. of Seats Sanctioned	Category	Percentage Earmarked	Number of Seats Earmarked
1	F.Y.B.Sc. (Computer Science)	60	Management Quota	15% of Total	9
2			Minority	50% of (Total - Management Quota)	26
3			SC	13% of (Total-Management Quota-Minority)	3
4			ST	7% of (Total-Management Quota-Minority)	2
5			DT (A)	3% of (Total-Management Quota-Minority)	1
6			NT (B)	2.5% of (Total-Management Quota-Minority)	1
7			NT (C)	3.5% of (Total-Management Quota-Minority)	1
8			NT (D)	2% of (Total-Management Quota-Minority)	1
9			OBC	19% of (Total-Management Quota-Minority)	5
10			SBC	2% of (Total-Management Quota-Minority)	1
11			EX-Service Men & Soldiers	3% of (Total-Management Quota-Minority)	1
12			Open		11
	<b>Total</b>	<b>60</b>			<b>60</b>



Sr.No.	Class	Total No. of Seats Sanctioned	Category	Percentage Earmarked	Number of Seats Earmarked
1	F.Y.B.Com. (Accounting & Finance)	60	Management Quota	15% of Total	9
2			Minority	50% of (Total - Management Quota)	26
3			SC	13% of (Total-Management Quota-Minority)	3
4			ST	7% of (Total-Management Quota-Minority)	2
5			DT (A)	3% of (Total-Management Quota-Minority)	1
6			NT (B)	2.5% of (Total-Management Quota-Minority)	1
7			NT (C)	3.5% of (Total-Management Quota-Minority)	1
8			NT (D)	2% of (Total-Management Quota-Minority)	1
9			OBC	19% of (Total-Management Quota-Minority)	5
10			SBC	2% of (Total-Management Quota-Minority)	1
11			EX-Service Men & Soldiers	3% of (Total-Management Quota-Minority)	1
12			Open		11
	<b>Total</b>	<b>60</b>			<b>60</b>

Sr.No.	Class	Total No. of Seats Sanctioned	Category	Percentage Earmarked	Number of Seats Earmarked
1	F.Y.B.Com. (Banking & Insurance)	60	Management Quota	15% of Total	9
2			Minority	50% of (Total - Management Quota)	26
3			SC	13% of (Total-Management Quota-Minority)	3
4			ST	7% of (Total-Management Quota-Minority)	2
5			DT (A)	3% of (Total-Management Quota-Minority)	1
6			NT (B)	2.5% of (Total-Management Quota-Minority)	1
7			NT (C)	3.5% of (Total-Management Quota-Minority)	1
8			NT (D)	2% of (Total-Management Quota-Minority)	1
9			OBC	19% of (Total-Management Quota-Minority)	5
10			SBC	2% of (Total-Management Quota-Minority)	1
11			EX-Service Men & Soldiers	3% of (Total-Management Quota-Minority)	1
12			Open		11
	<b>Total</b>	<b>60</b>			<b>60</b>



Sr.No.	Class	Total No. of Seats Sanctioned	Category	Percentage Earmarked	Number of Seats Earmarked
1	F.Y.B.M.S.	60	Management Quota	15% of Total	9
2			Minority	50% of (Total - Management Quota)	26
3			SC	13% of (Total-Management Quota-Minority)	3
4			ST	7% of (Total-Management Quota-Minority)	2
5			DT (A)	3% of (Total-Management Quota-Minority)	1
6			NT (B)	2.5% of (Total-Management Quota-Minority)	1
7			NT (C)	3.5% of (Total-Management Quota-Minority)	1
8			NT (D)	2% of (Total-Management Quota-Minority)	1
9			OBC	19% of (Total-Management Quota-Minority)	5
10			SBC	2% of (Total-Management Quota-Minority)	1
11			EX-Service Men & Soldiers	3% of (Total-Management Quota-Minority)	1
12			Open		11
	<b>Total</b>	<b>60</b>			<b>60</b>



*Harshal M. Baahav*  
20/1/20

**Dr. Harshal M. Baahav**

**Incharge Principal**

**I/c Principal**

**S.I.C.E.S. Degree College of Arts, Science & Commerce**

**Ambarnath - 421505**

**Number of Seats Earmarked for Reserved Category  
for the Academic Year 2017-2018**

**INDEX**

Sr. No.	Particulars	Page No.
01.	University of Mumbai Circulars for Reserved Category	1-2
02.	University of Mumbai Circulars for Minority Category	3-4
03.	Reservation Details for the Year	5
04.	Reservation Details Class wise	6-10

# University of Mumbai



No. Aff./Recog./Admission/ (2017-18) /5/ of 2017

## C I R C U L A R :-

The Principal of the affiliated colleges in Arts, Science, Commerce and Co-ordinator university sub center are hereby informed to follow the procedure of admission scrupulously.

### 1. The reservation for different reserved categories are as under % allocation seats:-

- |       |            |  |
|-------|------------|--|
| i)    | 13% Seats  | : S.C.   |
| ii)   | 7% Seats   | : S.T.   |
| iii)  | 3% Seats   | : D.T. (A)   |
| iv)   | 2.5% Seats | : N.T. (B)   |
| v)    | 3.5% Seats | : N.T. (C)   |
| vi)   | 2% Seats   | : N.T. (D)   |
| vii)  | 19% Seats  | : O.B.C.   |
| viii) | A) Women   | : As per circular No.<br>aff/Recog./322 of 2000 dated<br>7 <sup>th</sup> September, 2000 |

B) S.B.C. : 2% As per circular No.

BCC/29/334 of 1997 dated  
25<sup>th</sup> September, 1997

C) Physically Handicapped : As per circular No.

Special Cell/2/2008 dated  
25<sup>th</sup> January, 2008

- ix) 3% Seats : खालील संवर्गातील (परिपत्रक क्रमांक मान्यता/  
संलग्नता/निर्देश/२२१ दिनसंक ६.६.१९९८ प्रमाणे)

१. बदलून आलेले केंद्रीय/ राज्य शासकिय कर्मचारी/ अधिकारी यांचे पाल्य
२. संरक्षण दलातील आजी/ माजी सैनिकांचे पाल्य
३. राष्ट्रीय /राज्य पातळीवर क्रिडा व संस्कृतिक कार्यक्रमात विशेष नैपुण्य मिळवलेले विद्यार्थी
४. विधवा/ परित्यक्ता विद्यार्थिनी
५. स्वातंत्र सैनिकांचे पाल्य/ नातवंडे

x. Two supernumerary seats for students from Jammu & Kashmir as per University Circular No. Aff/ICC/2012-13/22 dated 8<sup>th</sup> January, 2013

### 2. The Quota:-

#### Minority and Non-Minority Colleges

As per University Circular No. Spl.Cell/(68)/218/2005 dated 3<sup>rd</sup> June, 2005

1. In house Students be admitted first as per practice followed in the preceding years for admission to F.Y.B.A./ B.Sc./B. Com. Classes only.



*Handwritten Signature*  
I/c Principal

S.I.C.E.S. Degree College of Arts, Science & Commerce  
Ambernath - 421505


2/-

2. Fees:- Strictly as prescribed by the University . Further fees be charged from Reserved category students as per circular no वि.क./भासशि(२४)/३६०/२००४ दिनांक २५ ऑगस्ट, २००४ and circular no वि.क./भासशि/पदवि/२/२०१३ दिनांक ७ जून, २०१३
3. No. Colleges shall conduct its own CET test for admission to any course of University unless it is an autonomous college.

Further, they are requested to form the Admission cell/ Committee Comprising of Senior Teaching Staff inclusive of representative of Reserved Category for smooth conduct of the admission process. **The vacant representative seats should be indicated on notice board** and to be converted as per the prescribed procedure.

They are further informed that the communication regarding Centralized Admission Co-ordination Cell for admission to the Students deprived/ unable to seek admission at the F.Y.B.A, F.Y.B.Sc & F.Y.B.Com etc. classes during the academic year 2017-18, will be issued separately.

Merit list of reserved category should be displayed separately and category wise as per admission schedule.

  
(Dr. M. A. KHAN)  
REGISTRAR

Mumbai-400 032  
29<sup>th</sup> May, 2017

To,


The Principals of the all affiliated colleges in Arts, Science, Commerce, Management and Co-ordinator University sub centers for information and necessary action.

\*\*\*\*\*

Copy forwarded for information to:-

1. The Deputy Registrar, Enrollment Section
2. The Deputy Registrar, (Public Relation)
3. The Deputy Registrar, Special Cell
4. The Co-ordinator, U.C.C., Vidyanagari
5. E.S. to Vice Chancellor
6. P.A. to Pro-Vice Chancellor
7. P.A. to Director, (A&P).
8. P.A. to Registrar
9. P.A. to Director of Examination & Evaluation
10. P.A. to F & A.O.
11. P.A. to Director, IDOL
12. Receptionist/ Telephone Operators (Fort/Vidyanagari/Campus)



  
H/c Principal  
S.I.C.E.S. Degree College of Arts, Science & Commerce  
Ambernath - 421505



ob. 11-1  
18-11-05

**University of Mumbai**

No.Spl.Cell/(68)/ 218 /2005.

Date : 3<sup>rd</sup> June,2005

**Circular**

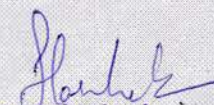
Attention of the Directors/Heads of University Department /Centers, Principal of Sir, J.J.College of Architecture Librarian, University library and Principal of the affiliated colleges (including minority aided and unaided) is invited to the University Circular No.स.प/188/2003 dated 13<sup>th</sup> May, 2003 and No.स.प/189/2003 dated 13<sup>th</sup> May,2003 under which various Government Resolutions dated 16<sup>th</sup> April,2003 regarding procedure of admission, reservation in minority/non minority, aided/unaided Educational Institutions, management quota and preparation of merit list etc were circulated for implementation. Their attention is also invited to the judgments given by the Hon'ble Supreme Court of India in the case of T.M.A. Pai foundation and other v/s State of Karnataka and others (Writ petition No.317/1993) and further judgments of the Hon'ble Supreme Court of India in the case of Islamic Academy of Education judgment given by the Hon'ble Supreme Court of India and High Court, Bombay, Government Resolutions and University Circulars.

Their attention is also invited to the University Circular No.ASS/ReCog/211 of 2004 dated 28<sup>th</sup> May 2004 under which necessary instruction have been issued to all concerned. Further their attention is invited to the University circular No. Spl. Cell/(68)/241/2004 dated 9<sup>th</sup> June 2004 under which clarification about management quota, minority admission were given to all concerned.

Example: - Minority: -

Intake capacity	100 seats
15 % Management Quota	15 seats
Balance	85 seats
50% Minority (First In-house then Outsiders if seats available)	43 seats
50 % open and reserved	42 seats
21 seats open + 21 seats reserved category (First In-house then outsiders if seats available)	



  
I/c Principal  
S.I.C.E.S. Degree College of Arts, Science & Commerce  
Ambernath - 421505

**Example :- Non Minority :-**

Intake capacity 100 seats  
15 % Management Quota 15 seats

Balance 85 seats

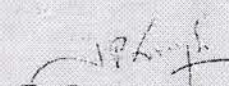
50 % Open (First In- house then outsiders if seats available) 43 seats

50 % reserved (First In- house then outsiders if seats available) 42 seats

(SC/ST/DT/NT/OBC)

They are further requested to implement the reservation policy and fill up the seats as per the above example and submit report in the enclosed proforma alongwith the merit lists.

The Principal are hereby requested to adhere by the admission norms laid down by the University.


  
(Dr. Jayant Dighe)  
Registrar

To,  
The Principals of the Affiliated College and the heads of the University Teaching Departments.

Copy to :-

The Deputy Registrar (UG/PG)  
The Deputy Registrar (Affiliation/Concol)




  
I/c Principal  
S.T.C.E.S. Degree College of Arts, Science & Commerce  
Ambernath - 421505

**Reservation Details for the Academic Year 2017-2018**

Sr.No.	Programme	Class	Number of Sanctioned Seats	Total No. of Seats Sanctioned	Category	Percentage Earmarked	Number of Seats Earmarked
1	Bachelor of Commerce	F.Y.B.Com.	240	815	Management Quota	15% of Total	122
2	Bachelor of Science (Physics & Chemistry with F.Y.B.Sc. Common)	F.Y.B.Sc.	120		Minority	50% of (Total - Management Quota)	347
3	Bachelor of Arts (English & History)	F.Y.B.A.	120		SC	13% of (Total-Management Quota-Minority)	45
4	Bachelor of Science (Microbiology)	F.Y.B.Sc. (Microbiology)	35		ST	7% of (Total-Management Quota-Minority)	24
5	Bachelor of Science (Computer Science)	F.Y.B.Sc. (Computer Science)	60		DT (A)	3% of (Total-Management Quota-Minority)	10
6	Bachelor of Science (Information Technology)	F.Y.B.Sc. (Information Technology)	60		NT (B)	2.5% of (Total-Management Quota-Minority)	9
7	Bachelor of Commerce (Accounting & Finance)	F.Y.B.Com. (Accounting & Finance)	60		NT (C)	3.5% of (Total-Management Quota-Minority)	12
8	Bachelor of Commerce (Banking & Insurance)	F.Y.B.Com. (Banking & Insurance)	60		NT (D)	2% of (Total-Management Quota-Minority)	7
9	Bachelor of Management Studies (BMS)	F.Y.B.M.S.	60		OBC	19% of (Total-Management Quota-Minority)	66
10					SBC	2% of (Total-Management Quota-Minority)	7
11					EX-Service Men & Soldiers	3% of (Total-Management Quota-Minority)	10
12					Open		156
<b>Total</b>			<b>815</b>	<b>815</b>			<b>815</b>



  
**Dr. Harshal M. Bachhav**  
 Incharge Principal  
**I/c Principal**  
 S.I.C.E.S. Degree College of Arts, Science & Commerce,  
 Ambernath - 421505

**Classwise Reservation Details for the Academic Year 2017-2018**

Sr.No.	Class	Total No. of Seats Sanctioned	Category	Percentage Earmarked	Number of Seats Earmarked
1	F.Y.B.A.	120	Management Quota	15% of Total	18
2			Minority	50% of (Total - Management Quota)	51
3			SC	13% of (Total-Management Quota-Minority)	7
4			ST	7% of (Total-Management Quota-Minority)	4
5			DT (A)	3% of (Total-Management Quota-Minority)	2
6			NT (B)	2.5% of (Total-Management Quota-Minority)	1
7			NT (C)	3.5% of (Total-Management Quota-Minority)	2
8			NT (D)	2% of (Total-Management Quota-Minority)	1
9			OBC	19% of (Total-Management Quota-Minority)	10
10			SBC	2% of (Total-Management Quota-Minority)	1
11			EX-Service Men & Soldiers	3% of (Total-Management Quota-Minority)	2
12			Open		23
	<b>Total</b>	<b>120</b>			<b>120</b>

Sr.No.	Class	Total No. of Seats Sanctioned	Category	Percentage Earmarked	Number of Seats Earmarked
1	F.Y.B.Com.	240	Management Quota	15% of Total	36
2			Minority	50% of (Total - Management Quota)	102
3			SC	13% of (Total-Management Quota-Minority)	13
4			ST	7% of (Total-Management Quota-Minority)	7
5			DT (A)	3% of (Total-Management Quota-Minority)	3
6			NT (B)	2.5% of (Total-Management Quota-Minority)	3
7			NT (C)	3.5% of (Total-Management Quota-Minority)	4
8			NT (D)	2% of (Total-Management Quota-Minority)	2
9			OBC	19% of (Total-Management Quota-Minority)	19
10			SBC	2% of (Total-Management Quota-Minority)	2
11			EX-Service Men & Soldiers	3% of (Total-Management Quota-Minority)	3
12			Open		46
	<b>Total</b>	<b>240</b>			<b>240</b>



Sr.No.	Class	Total No. of Seats Sanctioned	Category	Percentage Earmarked	Number of Seats Earmarked
1	F.Y.B.Sc.	120	Management Quota	15% of Total	18
2			Minority	50% of (Total - Management Quota)	51
3			SC	13% of (Total-Management Quota-Minority)	7
4			ST	7% of (Total-Management Quota-Minority)	4
5			DT (A)	3% of (Total-Management Quota-Minority)	2
6			NT (B)	2.5% of (Total-Management Quota-Minority)	1
7			NT (C)	3.5% of (Total-Management Quota-Minority)	2
8			NT (D)	2% of (Total-Management Quota-Minority)	1
9			OBC	19% of (Total-Management Quota-Minority)	10
10			SBC	2% of (Total-Management Quota-Minority)	1
11			EX-Service Men & Soldiers	3% of (Total-Management Quota-Minority)	2
12			Open		23
	<b>Total</b>	<b>120</b>			<b>120</b>

Sr.No.	Class	Total No. of Seats Sanctioned	Category	Percentage Earmarked	Number of Seats Earmarked
1	F.Y.B.Sc. (Microbiology)	35	Management Quota	15% of Total	5
2			Minority	50% of (Total - Management Quota)	13
3			SC	13% of (Total-Management Quota-Minority)	2
4			ST	7% of (Total-Management Quota-Minority)	1
5			DT (A)	3% of (Total-Management Quota-Minority)	1
6			NT (B)	2.5% of (Total-Management Quota-Minority)	1
7			NT (C)	3.5% of (Total-Management Quota-Minority)	1
8			NT (D)	2% of (Total-Management Quota-Minority)	1
9			OBC	19% of (Total-Management Quota-Minority)	3
10			SBC	2% of (Total-Management Quota-Minority)	1
11			EX-Service Men & Soldiers	3% of (Total-Management Quota-Minority)	1
12			Open		5
	<b>Total</b>	<b>35</b>			<b>35</b>




Sr.No.	Class	Total No. of Seats Sanctioned	Category	Percentage Earmarked	Number of Seats Earmarked
1	F.Y.B.Sc. (Information Technology)	60	Management Quota	15% of Total	9
2			Minority	50% of (Total - Management Quota)	26
3			SC	13% of (Total-Management Quota-Minority)	3
4			ST	7% of (Total-Management Quota-Minority)	2
5			DT (A)	3% of (Total-Management Quota-Minority)	1
6			NT (B)	2.5% of (Total-Management Quota-Minority)	1
7			NT (C)	3.5% of (Total-Management Quota-Minority)	1
8			NT (D)	2% of (Total-Management Quota-Minority)	1
9			OBC	19% of (Total-Management Quota-Minority)	5
10			SBC	2% of (Total-Management Quota-Minority)	1
11			EX-Service Men & Soldiers	3% of (Total-Management Quota-Minority)	1
12			Open		11
	<b>Total</b>	<b>60</b>			<b>60</b>

Sr.No.	Class	Total No. of Seats Sanctioned	Category	Percentage Earmarked	Number of Seats Earmarked
1	F.Y.B.Sc. (Computer Science)	60	Management Quota	15% of Total	9
2			Minority	50% of (Total - Management Quota)	26
3			SC	13% of (Total-Management Quota-Minority)	3
4			ST	7% of (Total-Management Quota-Minority)	2
5			DT (A)	3% of (Total-Management Quota-Minority)	1
6			NT (B)	2.5% of (Total-Management Quota-Minority)	1
7			NT (C)	3.5% of (Total-Management Quota-Minority)	1
8			NT (D)	2% of (Total-Management Quota-Minority)	1
9			OBC	19% of (Total-Management Quota-Minority)	5
10			SBC	2% of (Total-Management Quota-Minority)	1
11			EX-Service Men & Soldiers	3% of (Total-Management Quota-Minority)	1
12			Open		11
	<b>Total</b>	<b>60</b>			<b>60</b>



Sr.No.	Class	Total No. of Seats Sanctioned	Category	Percentage Earmarked	Number of Seats Earmarked
1	F.Y.B.Com. (Accounting & Finance)	60	Management Quota	15% of Total	9
2			Minority	50% of (Total - Management Quota)	26
3			SC	13% of (Total-Management Quota-Minority)	3
4			ST	7% of (Total-Management Quota-Minority)	2
5			DT (A)	3% of (Total-Management Quota-Minority)	1
6			NT (B)	2.5% of (Total-Management Quota-Minority)	1
7			NT (C)	3.5% of (Total-Management Quota-Minority)	1
8			NT (D)	2% of (Total-Management Quota-Minority)	1
9			OBC	19% of (Total-Management Quota-Minority)	5
10			SBC	2% of (Total-Management Quota-Minority)	1
11			EX-Service Men & Soldiers	3% of (Total-Management Quota-Minority)	1
12			Open		11
	<b>Total</b>	<b>60</b>			<b>60</b>

Sr.No.	Class	Total No. of Seats Sanctioned	Category	Percentage Earmarked	Number of Seats Earmarked
1	F.Y.B.Com. (Banking & Insurance)	60	Management Quota	15% of Total	9
2			Minority	50% of (Total - Management Quota)	26
3			SC	13% of (Total-Management Quota-Minority)	3
4			ST	7% of (Total-Management Quota-Minority)	2
5			DT (A)	3% of (Total-Management Quota-Minority)	1
6			NT (B)	2.5% of (Total-Management Quota-Minority)	1
7			NT (C)	3.5% of (Total-Management Quota-Minority)	1
8			NT (D)	2% of (Total-Management Quota-Minority)	1
9			OBC	19% of (Total-Management Quota-Minority)	5
10			SBC	2% of (Total-Management Quota-Minority)	1
11			EX-Service Men & Soldiers	3% of (Total-Management Quota-Minority)	1
12			Open		11
	<b>Total</b>	<b>60</b>			<b>60</b>



Sr.No.	Class	Total No. of Seats Sanctioned	Category	Percentage Earmarked	Number of Seats Earmarked
1	F.Y.B.M.S.	60	Management Quota	15% of Total	9
2			Minority	50% of (Total - Management Quota)	26
3			SC	13% of (Total-Management Quota-Minority)	3
4			ST	7% of (Total-Management Quota-Minority)	2
5			DT (A)	3% of (Total-Management Quota-Minority)	1
6			NT (B)	2.5% of (Total-Management Quota-Minority)	1
7			NT (C)	3.5% of (Total-Management Quota-Minority)	1
8			NT (D)	2% of (Total-Management Quota-Minority)	1
9			OBC	19% of (Total-Management Quota-Minority)	5
10			SBC	2% of (Total-Management Quota-Minority)	1
11			EX-Service Men & Soldiers	3% of (Total-Management Quota-Minority)	1
12			Open		11
	<b>Total</b>	<b>60</b>			<b>60</b>



*Harshal M. Bachhav*  
30/01/21

**Dr. Harshal M. Bachhav**

**Incharge Principal**

**I/c Principal**

**S.I.C.E.S. Degree College of Arts, Science & Commerce**

**Ambernath - 421505**



**Number of Seats Earmarked for Reserved Category  
for the Academic Year 2018-2019**

**INDEX**

Sr. No.	Particulars	Page No.
01.	University of Mumbai Circulars for Reserved Category	1-2
02.	University of Mumbai Circulars for Minority Category	3-4
03.	Reservation Details for the Year	5
04.	Reservation Details Class wise	6-10



No. Aff./Recog./Admission/ (2018-19) /12/ of 2018

**CIRCULAR:-**

The Principals of the affiliated colleges in Arts, Science, Commerce and Co-ordinator University sub center are hereby informed to follow the procedure of admission scrupulously.

**1. The reservation for different reserved categories are as under % allocation seats:-**

- |                |  |
|----------------|--|
| i) 13% Seats   | : S.C.   |
| ii) 7% Seats   | : S.T.   |
| iii) 3% Seats  | : D.T. (A)   |
| iv) 2.5% Seats | : N.T. (B)   |
| v) 3.5% Seats  | : N.T. (C)   |
| vi) 2% Seats   | : N.T. (D)   |
| vii) 19% Seats | : O.B.C.   |
| viii) A) Women | : As per circular No.<br>aff/Recog./322 of 2000 dated<br>7 <sup>th</sup> September, 2000 |

B) S.B.C. : 2% As per circular No.

BCC/29/334 of 1997 dated  
25<sup>th</sup> September, 1997

C) Physically Handicapped : As per circular No.

Special Cell/2/2008 dated  
25<sup>th</sup> January, 2008

ix) 3% Seats : खालील संवर्गातील (परिपत्रक क्रमांक मान्यता/ संलग्नता/निर्देश/२२१  
दिनसंक ६.६.१९९८ प्रमाणे)

१. बदलून आलेले केंद्रीय/ राज्य शासकिय कर्मचारी/ अधिकारी यांचे पाल्य
२. संरक्षण दलातील आजी/ माजी सैनिकांचे पाल्य
३. राष्ट्रीय /राज्य पातळीवर क्रिडा व सांस्कृतिक कार्यक्रमात विशेष नैपुण्य मिळवलेले विद्यार्थी
४. विधवा/ परित्यक्ता विद्यार्थिनी
५. स्वातंत्र सैनिकांचे पाल्य/ नातवंडे

x. Two supernumerary seats for students from Jammu & Kashmir as per University Circular No. Aff/ICC/2012-13/22 dated 8<sup>th</sup> January, 2013



**2. The Quota:-**

**Minority Colleges:-**

अल्पसंख्यांक संस्थेमधील प्रवेशाबाबत सेंट झेवियर्स कॉलेज आणि महाराष्ट्र असोसिएशन ऑफ मायनॉरिटी एज्युकेशनल इन्स्टिटयुशन v/s मुंबई विद्यापीठ आणि स्टेट ऑफ महाराष्ट्र यांनी मा. उच्च न्यायालयात सादर केलेल्या याचिका क्र. १७२६/२००१ बाबत दिनांक १२/१०/२०१७ रोजी दिलेल्या निकालानुसार प्रवेश प्रक्रिया राबवावी.

15% Management quota will be applicable to all the colleges including Minority Colleges. as per University Circular No. Spl.Cell/(68)/218/2005 dated 3<sup>rd</sup> June, 2005

House Students be admitted first as per practice followed in the preceding years for admission Y.B.A./ B.Sc./B. Com. Classes only.



*Shahab*  
I/c Principal  
S.I.C.E.S. Degree College of Arts, Science & Commerce  
Ambernath 421 505

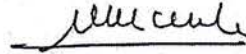
2. Fees:- Strictly as prescribed by the University. Further fees be charged from Reserved category students as per circular no वि.क./भासशि(२४)/३६०/२००४ दिनांक २५ ऑगस्ट, २००४ and circular no वि.क./भासशि/पदवि/२/२०१३ दिनांक ७ जून, २०१३

3. No. Colleges shall conduct its own CET test for admission to any course of University unless it is an autonomous college.

Further, they are requested to form the Admission cell/ Committee comprising of Senior Teaching Staff inclusive of representative of Reserved Category for smooth conduct of the admission process. The vacant representative seats should be indicated on notice board and to be converted as per the prescribed procedure.

They are further informed that the communication regarding Centralized Admission Co-ordination Cell for admission to the Students deprived/ unable to seek admission at the F.Y.B.A. F.Y.B.Sc & F.Y.B.Com etc. classes during the academic year 2018-19, will be issued separately.

Merit list of reserved category should be displayed separately and category wise as per admission schedule.



(Dr. Dinesh Kamble)  
I/c REGISTRAR

Mumbai-400 032  
05<sup>th</sup> June, 2018



To,

The Principals of the all affiliated colleges in Arts, Science, Commerce, Management and Co-ordinator University sub centers for information and necessary action.

\*\*\*\*\*


Copy forwarded for information to:-

1. The Deputy Registrar, Enrollment Section
2. The Deputy Registrar, (Public Relation)
3. The Deputy Registrar, Special Cell
4. The Co-ordinator, U.C.C., Vidyanagari
5. E.S. to Vice-Chancellor
6. P.A. to Pro-Vice Chancellor
7. P.A. to Director, (A&P).
8. P.A. to Registrar
9. P.A. to Director of Examination & Evaluation
10. P.A. to F & A.O.
11. P.A. to Director, IDOL
12. Receptionist/ Telephone Operators (Fort/Vidyanagari/Campus)



I/c Principal

S.I.C.E.S. Degree College of Arts, Science & Commerce  
Ambernath - 421505



I/c Principal  
S.I.C.E.S. Degree College of Arts, Science & Commerce  
Ambernath - 421 505.

ob. 11-1  
18-11-05

**University of Mumbai**

No.Spl.Cell/(68)/ 218 /2005.

Date : 3<sup>rd</sup> June,2005

**Circular**


Attention of the Directors/Heads of University Department /Centers, Principal of Sir, J.J.College of Architecture Librarian, University library and Principal of the affiliated colleges (including minority aided and unaided) is invited to the University Circular No.स.प/188/2003 dated 13<sup>th</sup> May, 2003 and No.स.प/189/2003 dated 13<sup>th</sup> May,2003 under which various Government Resolutions dated 16<sup>th</sup> April,2003 regarding procedure of admission, reservation in minority/non minority, aided/unaided Educational Institutions, management quota and preparation of merit list etc were circulated for implementation. Their attention is also invited to the judgments given by the Hon'ble Supreme Court of India in the case of T.M.A. Pai foundation and other v/s State of Karnataka and others (Writ petition No.317/1993) and further judgments of the Hon'ble Supreme Court of India in the case of Islamic Academy of Education judgment given by the Hon'ble Supreme Court of India and High Court, Bombay, Government Resolutions and University Circulars.

Their attention is also invited to the University Circular No.ASS/ReCog/211 of 2004 dated 28<sup>th</sup> May 2004 under which necessary instruction have been issued to all concerned. Further their attention is invited to the University circular No. Spl. Cell/(68)/241/2004 dated 9<sup>th</sup> June 2004 under which clarification about management quota, minority admission were given to all concerned.

Example: - Minority: -

Intake capacity	100 seats
15 % Management Quota	15 seats
Balance	85 seats
50% Minority (First In-house then Outsiders if seats available)	43 seats
50 % open and reserved	42 seats
21 seats open + 21 seats reserved category (First In-house then outsiders if seats available)	



  
I/c Principal  
S.I.C.E.S. Degree College of Arts, Science & Commerce  
Ambernath - 421505

**Example :- Non Minority :-**

Intake capacity 100 seats  
15 % Management Quota 15 seats

Balance 85 seats

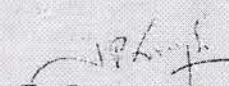
50 % Open (First In- house then outsiders if seats available) 43 seats

50 % reserved (First In- house then outsiders if seats available) 42 seats

(SC/ST/DT/NT/OBC)

They are further requested to implement the reservation policy and fill up the seats as per the above example and submit report in the enclosed proforma alongwith the merit lists.

The Principal are hereby requested to adhere by the admission norms laid down by the University.


  
(Dr. Jayant Dighe)  
Registrar

To,  
The Principals of the Affiliated College and the heads of the University Teaching Departments.

Copy to :-

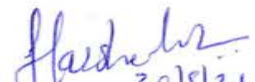
The Deputy Registrar (UG/PG)  
The Deputy Registrar (Affiliation/Concol)



  
I/c Principal  
S.T.C.E.S. Degree College of Arts, Science & Commerce  
Ambernath - 421505

**Reservation Details for the Academic Year 2018-2019**


Sr.No.	Programme	Class	Number of Sanctioned Seats	Total No. of Seats Sanctioned	Category	Percentage Earmarked	Number of Seats Earmarked
1	Bachelor of Commerce	F.Y.B.Com.	240	815	Management Quota	15% of Total	122
2	Bachelor of Science (Physics & Chemistry with F.Y.B.Sc. Common)	F.Y.B.Sc.	120		Minority	50% of (Total - Management Quota)	347
3	Bachelor of Arts (English & History)	F.Y.B.A.	120		SC	13% of (Total-Management Quota-Minority)	45
4	Bachelor of Science (Microbiology)	F.Y.B.Sc. (Microbiology)	35		ST	7% of (Total-Management Quota-Minority)	24
5	Bachelor of Science (Computer Science)	F.Y.B.Sc. (Computer Science)	60		DT (A)	3% of (Total-Management Quota-Minority)	10
6	Bachelor of Science (Information Technology)	F.Y.B.Sc. (Information Technology)	60		NT (B)	2.5% of (Total-Management Quota-Minority)	9
7	Bachelor of Commerce (Accounting & Finance)	F.Y.B.Com. (Accounting & Finance)	60		NT (C)	3.5% of (Total-Management Quota-Minority)	12
8	Bachelor of Commerce (Banking & Insurance)	F.Y.B.Com. (Banking & Insurance)	60		NT (D)	2% of (Total-Management Quota-Minority)	7
9	Bachelor of Management Studies (BMS)	F.Y.B.M.S.	60		OBC	19% of (Total-Management Quota-Minority)	66
10					SBC	2% of (Total-Management Quota-Minority)	7
11					EX-Service Men & Soldiers	3% of (Total-Management Quota-Minority)	10
12					Open		156
<b>Total</b>			<b>815</b>	<b>815</b>			<b>815</b>

  
 30/8/21  
**Dr. Harshal M. Bachhav**  
 Incharge Principal  
**I/c Principal**  
 S.I.C.E.S. Degree College of Arts, Science & Commerce  
 Ambernath - 421505

**Classwise Reservation Details for the Academic Year 2018-2019**

Sr.No.	Class	Total No. of Seats Sanctioned	Category	Percentage Earmarked	Number of Seats Earmarked
1	F.Y.B.A.	120	Management Quota	15% of Total	18
2			Minority	50% of (Total - Management Quota)	51
3			SC	13% of (Total-Management Quota-Minority)	7
4			ST	7% of (Total-Management Quota-Minority)	4
5			DT (A)	3% of (Total-Management Quota-Minority)	2
6			NT (B)	2.5% of (Total-Management Quota-Minority)	1
7			NT (C)	3.5% of (Total-Management Quota-Minority)	2
8			NT (D)	2% of (Total-Management Quota-Minority)	1
9			OBC	19% of (Total-Management Quota-Minority)	10
10			SBC	2% of (Total-Management Quota-Minority)	1
11			EX-Service Men & Soldiers	3% of (Total-Management Quota-Minority)	2
12			Open		23
	<b>Total</b>	<b>120</b>			<b>120</b>

Sr.No.	Class	Total No. of Seats Sanctioned	Category	Percentage Earmarked	Number of Seats Earmarked
1	F.Y.B.Com.	240	Management Quota	15% of Total	36
2			Minority	50% of (Total - Management Quota)	102
3			SC	13% of (Total-Management Quota-Minority)	13
4			ST	7% of (Total-Management Quota-Minority)	7
5			DT (A)	3% of (Total-Management Quota-Minority)	3
6			NT (B)	2.5% of (Total-Management Quota-Minority)	3
7			NT (C)	3.5% of (Total-Management Quota-Minority)	4
8			NT (D)	2% of (Total-Management Quota-Minority)	2
9			OBC	19% of (Total-Management Quota-Minority)	19
10			SBC	2% of (Total-Management Quota-Minority)	2
11			EX-Service Men & Soldiers	3% of (Total-Management Quota-Minority)	3
12			Open		46
	<b>Total</b>	<b>240</b>			<b>240</b>



Sr.No.	Class	Total No. of Seats Sanctioned	Category	Percentage Earmarked	Number of Seats Earmarked
1	F.Y.B.Sc.	120	Management Quota	15% of Total	18
2			Minority	50% of (Total - Management Quota)	51
3			SC	13% of (Total-Management Quota-Minority)	7
4			ST	7% of (Total-Management Quota-Minority)	4
5			DT (A)	3% of (Total-Management Quota-Minority)	2
6			NT (B)	2.5% of (Total-Management Quota-Minority)	1
7			NT (C)	3.5% of (Total-Management Quota-Minority)	2
8			NT (D)	2% of (Total-Management Quota-Minority)	1
9			OBC	19% of (Total-Management Quota-Minority)	10
10			SBC	2% of (Total-Management Quota-Minority)	1
11			EX-Service Men & Soldiers	3% of (Total-Management Quota-Minority)	2
12			Open		23
	<b>Total</b>	<b>120</b>			<b>120</b>

Sr.No.	Class	Total No. of Seats Sanctioned	Category	Percentage Earmarked	Number of Seats Earmarked
1	F.Y.B.Sc. (Microbiology)	35	Management Quota	15% of Total	5
2			Minority	50% of (Total - Management Quota)	13
3			SC	13% of (Total-Management Quota-Minority)	2
4			ST	7% of (Total-Management Quota-Minority)	1
5			DT (A)	3% of (Total-Management Quota-Minority)	1
6			NT (B)	2.5% of (Total-Management Quota-Minority)	1
7			NT (C)	3.5% of (Total-Management Quota-Minority)	1
8			NT (D)	2% of (Total-Management Quota-Minority)	1
9			OBC	19% of (Total-Management Quota-Minority)	3
10			SBC	2% of (Total-Management Quota-Minority)	1
11			EX-Service Men & Soldiers	3% of (Total-Management Quota-Minority)	1
12			Open		5
	<b>Total</b>	<b>35</b>			<b>35</b>






Sr.No.	Class	Total No. of Seats Sanctioned	Category	Percentage Earmarked	Number of Seats Earmarked
1	F.Y.B.Sc. (Information Technology)	60	Management Quota	15% of Total	9
2			Minority	50% of (Total - Management Quota)	26
3			SC	13% of (Total-Management Quota-Minority)	3
4			ST	7% of (Total-Management Quota-Minority)	2
5			DT (A)	3% of (Total-Management Quota-Minority)	1
6			NT (B)	2.5% of (Total-Management Quota-Minority)	1
7			NT (C)	3.5% of (Total-Management Quota-Minority)	1
8			NT (D)	2% of (Total-Management Quota-Minority)	1
9			OBC	19% of (Total-Management Quota-Minority)	5
10			SBC	2% of (Total-Management Quota-Minority)	1
11			EX-Service Men & Soldiers	3% of (Total-Management Quota-Minority)	1
12			Open		11
	<b>Total</b>	<b>60</b>			<b>60</b>

Sr.No.	Class	Total No. of Seats Sanctioned	Category	Percentage Earmarked	Number of Seats Earmarked
1	F.Y.B.Sc. (Computer Science)	60	Management Quota	15% of Total	9
2			Minority	50% of (Total - Management Quota)	26
3			SC	13% of (Total-Management Quota-Minority)	3
4			ST	7% of (Total-Management Quota-Minority)	2
5			DT (A)	3% of (Total-Management Quota-Minority)	1
6			NT (B)	2.5% of (Total-Management Quota-Minority)	1
7			NT (C)	3.5% of (Total-Management Quota-Minority)	1
8			NT (D)	2% of (Total-Management Quota-Minority)	1
9			OBC	19% of (Total-Management Quota-Minority)	5
10			SBC	2% of (Total-Management Quota-Minority)	1
11			EX-Service Men & Soldiers	3% of (Total-Management Quota-Minority)	1
12			Open		11
	<b>Total</b>	<b>60</b>			<b>60</b>



Sr.No.	Class	Total No. of Seats Sanctioned	Category	Percentage Earmarked	Number of Seats Earmarked
1	F.Y.B.Com. (Accounting & Finance)	60	Management Quota	15% of Total	9
2			Minority	50% of (Total - Management Quota)	26
3			SC	13% of (Total-Management Quota-Minority)	3
4			ST	7% of (Total-Management Quota-Minority)	2
5			DT (A)	3% of (Total-Management Quota-Minority)	1
6			NT (B)	2.5% of (Total-Management Quota-Minority)	1
7			NT (C)	3.5% of (Total-Management Quota-Minority)	1
8			NT (D)	2% of (Total-Management Quota-Minority)	1
9			OBC	19% of (Total-Management Quota-Minority)	5
10			SBC	2% of (Total-Management Quota-Minority)	1
11			EX-Service Men & Soldiers	3% of (Total-Management Quota-Minority)	1
12			Open		11
	<b>Total</b>	<b>60</b>			<b>60</b>

Sr.No.	Class	Total No. of Seats Sanctioned	Category	Percentage Earmarked	Number of Seats Earmarked
1	F.Y.B.Com. (Banking & Insurance)	60	Management Quota	15% of Total	9
2			Minority	50% of (Total - Management Quota)	26
3			SC	13% of (Total-Management Quota-Minority)	3
4			ST	7% of (Total-Management Quota-Minority)	2
5			DT (A)	3% of (Total-Management Quota-Minority)	1
6			NT (B)	2.5% of (Total-Management Quota-Minority)	1
7			NT (C)	3.5% of (Total-Management Quota-Minority)	1
8			NT (D)	2% of (Total-Management Quota-Minority)	1
9			OBC	19% of (Total-Management Quota-Minority)	5
10			SBC	2% of (Total-Management Quota-Minority)	1
11			EX-Service Men & Soldiers	3% of (Total-Management Quota-Minority)	1
12			Open		11
	<b>Total</b>	<b>60</b>			<b>60</b>



Sr.No.	Class	Total No. of Seats Sanctioned	Category	Percentage Earmarked	Number of Seats Earmarked
1	F.Y.B.M.S.	60	Management Quota	15% of Total	9
2			Minority	50% of (Total - Management Quota)	26
3			SC	13% of (Total-Management Quota-Minority)	3
4			ST	7% of (Total-Management Quota-Minority)	2
5			DT (A)	3% of (Total-Management Quota-Minority)	1
6			NT (B)	2.5% of (Total-Management Quota-Minority)	1
7			NT (C)	3.5% of (Total-Management Quota-Minority)	1
8			NT (D)	2% of (Total-Management Quota-Minority)	1
9			OBC	19% of (Total-Management Quota-Minority)	5
10			SBC	2% of (Total-Management Quota-Minority)	1
11			EX-Service Men & Soldiers	3% of (Total-Management Quota-Minority)	1
12			Open		11
	<b>Total</b>	<b>60</b>			<b>60</b>



  
**Dr. Harshal M. Bachhav**  
**Incharge Principal**  
**I/c Principal**  
 S.I.C.E.S. Degree College of Arts, Science & Commerce  
 Ambernath - 421505

**Number of Seats Earmarked for Reserved Category  
for the Academic Year 2019-2020**

**INDEX**

Sr. No.	Particulars	Page No.
01.	University of Mumbai Circulars for Reserved Category	1-2
02.	University of Mumbai Circulars for Minority Category	3-4
03.	Reservation Details for the Year	5
04.	Reservation Details Class wise	6-10

# University of Mumbai



No. Aff./Recog./Admission/ (2019-20) /06 / of 2019

## C I R C U L A R :-

The Principals of the affiliated colleges in Arts, Science, Commerce and Co-ordinator University sub center are hereby informed to follow the procedure of admission scrupulously.

1. The reservation for different reserved categories are as under % allocation seats:-

१) अनुसूचित जाती	: १३%
२) अनुसूचित जमाती	: ७ %
३) विमुक्त जाती (अ)	: ३ %
४) भटक्या जमाती (ब)	: २.५%
५) भटक्या जमाती (क)	: ३.५%
६) भटक्या जमाती (ड)	: २%
७) विमाप्र	: २% शासन निर्णय विद्यापीठ परिपत्रक क. बीसीसी/२९/३३४/१९९७ दिनांक २५/०९/१९९७
८) इमाव	: १९%
९) मराठा समाजासह सामाजिक व शैक्षणिकदृष्ट्या मागासवर्ग (एसईबीसी)	: १६% शासन निर्णय क. संकीर्ण-२०१९/प्र.क्र.२२/विशी-३, दिनांक ८ मार्च, २०१९
१०) खुल्या प्रवर्गातील आर्थिकदृष्ट्या दुर्बल घटक	: १०% शासन निर्णय क. संकीर्ण-२०१९/प्र.क्र.२२/विशी-३, दिनांक ८ मार्च, २०१९
११) खुल्या प्रवर्गास	: शासन निर्णया प्रमाणे.
A) Women	: As per circular No aff/Recog./322 of 2000 dated 7 <sup>th</sup> September, 2000.
B) Physically Handicapped	: As per circular No. Special Cell/2/2008 dated 25 <sup>th</sup> January, 2008
१२) 3% Seats	: खालील संवर्गातील (परिपत्रक क्रमांक मान्यता/ संलग्नता/निर्देश/२२१, दिनांक ६.६.१९९८ प्रमाणे)

१. बदलून आलेले केंद्रीय/ राज्य शासकिय कर्मचारी/ अधिकारी यांचे पाल्य
२. संरक्षण दलातील आजी/ माजी सैनिकांचे पाल्य
३. राष्ट्रीय /राज्य पातळीवर क्रिडा व संस्कृतिक कार्यक्रमात विशेष नैपुण्य मिळवलेले विद्यार्थी
४. विधवा/ परित्यक्ता विद्यार्थिनी
५. स्वातंत्र सैनिकांचे पाल्य/ नातवंडे

१३) Two supernumerary seats for students from Jammu & Kashmir as per University Circular No. Aff/ICC/2012-13/22 dated 8<sup>th</sup> January, 2013



2/-  
*Shashank*  
I/c Principal  
S.I.C.E.S. Degree College of Arts, Science & Commerce  
Ambernath - 421 505.

**2. The Quota:-**

**Minority Colleges:-**

अल्पसंख्यांक संस्थेमधील प्रवेशाबाबत सेट होविअर्स कॉलेज आणि महाराष्ट्र असोसिएशन ऑफ मायनॉरिटी एज्युकेशनल इन्स्टिटयुशन v/s मुंबई विद्यापीठ आणि स्टेट ऑफ महाराष्ट्र यांनी मा. उच्च न्यायालयात सादर केलेल्या याचिका क्र. १७२६/२००९ बाबत दिनांक १२/१०/२०१७ रोजी दिलेल्या निकालानुसार व परिपत्रक क्र. SPL.Cell/2018-19/03/2018 अनुसार प्रवेश प्रक्रिया राबवावी.


15% Management quota will be applicable to all the colleges including Minority Colleges, as per University Circular No. Spl.Cell/(68)/218/2005 dated 3<sup>rd</sup> June, 2005


1. In house Students and Minority be admitted first as per practice followed in the preceding years for admission to F.Y.B.A./ B.Sc./B. Com. Classes only.
2. Fees:- Strictly as prescribed by the University . Further fees be charged from Reserved category students as per circular no वि.क./भासशि(२४)/३६०/२००४ दिनांक २५ ऑगस्ट, २००४ and circular no वि.क./भासशि/पदवि/२/२०१३ दिनांक ७ जून, २०१३
3. No. College shall conduct its own CET test for admission to any course of University unless it is an autonomous college.


Further, they are requested to establish the Admission cell/ Committee Comprising of Senior Teaching Staff inclusive of representative of Reserved Category for smooth conduct of the admission process. The vacant representative seats should be indicated on notice board and to be converted as per the prescribed procedure.

The Colleges are further informed that they should report regarding merit list and overall admission process to the Deputy Registrar (Eligibility and Enrolment).

Mumbai- 32  
28<sup>th</sup> May, 2019

  
(Dr. Ajay Deshmukh)  
Registrar



  
I/c Principal  
S.L.C.E.S. Degree College of Arts, Science & Commerce  
Ambarnath - 421 505.

ob. 11-1  
18-11-05

**University of Mumbai**

No.Spl.Cell/(68)/ 218 /2005.

Date : 3<sup>rd</sup> June,2005

**Circular**

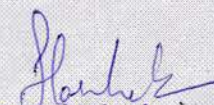
Attention of the Directors/Heads of University Department /Centers, Principal of Sir, J.J.College of Architecture Librarian, University library and Principal of the affiliated colleges (including minority aided and unaided) is invited to the University Circular No.स.प/188/2003 dated 13<sup>th</sup> May, 2003 and No.स.प/189/2003 dated 13<sup>th</sup> May,2003 under which various Government Resolutions dated 16<sup>th</sup> April,2003 regarding procedure of admission, reservation in minority/non minority, aided/unaided Educational Institutions, management quota and preparation of merit list etc were circulated for implementation. Their attention is also invited to the judgments given by the Hon'ble Supreme Court of India in the case of T.M.A. Pai foundation and other v/s State of Karnataka and others (Writ petition No.317/1993) and further judgments of the Hon'ble Supreme Court of India in the case of Islamic Academy of Education judgment given by the Hon'ble Supreme Court of India and High Court, Bombay, Government Resolutions and University Circulars.

Their attention is also invited to the University Circular No.ASS/ReCog/211 of 2004 dated 28<sup>th</sup> May 2004 under which necessary instruction have been issued to all concerned. Further their attention is invited to the University circular No. Spl. Cell/(68)/241/2004 dated 9<sup>th</sup> June 2004 under which clarification about management quota, minority admission were given to all concerned.

Example: - Minority: -

Intake capacity	100 seats
15 % Management Quota	15 seats
Balance	85 seats
50% Minority (First In-house then Outsiders if seats available)	43 seats
50 % open and reserved	42 seats
21 seats open + 21 seats reserved category (First In-house then outsiders if seats available)	



  
I/c Principal  
S.I.C.E.S. Degree College of Arts, Science & Commerce  
Ambernath - 421505

**Example :- Non Minority :-**

Intake capacity 100 seats  
15 % Management Quota 15 seats

Balance 85 seats

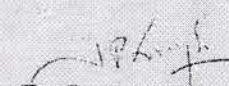
50 % Open (First In- house  
then outsiders if seats available) 43 seats

50 % reserved (First In- house then  
outsiders if seats available) 42 seats

(SC/ST/DT/NT/OBC)

They are further requested to implement the reservation policy and fill up the seats as per the above example and submit report in the enclosed proforma alongwith the merit lists.

The Principal are hereby requested to adhere by the admission norms laid down by the University.


  
(Dr. Jayant Dighe)  
Registrar

To,  
The Principals of the Affiliated College and the heads of the University Teaching Departments.

Copy to :-

The Deputy Registrar (UG/PG)  
The Deputy Registrar (Affiliation/Concol)



  
I/c Principal  
S.T.C.E.S. Degree College of Arts, Science & Commerce  
Ambernath - 421505



**Reservation Details for the Academic Year 2019-2020**

Sr.No.	Programme	Class	Number of Sanctioned Seats	Total No. of Seats Sanctioned	Category	Percentage Earmarked	Number of Seats Earmarked
1	Bachelor of Commerce	F.Y.B.Com.	240	815	Management Quota	15% of Total	122
2	Bachelor of Science (Physics & Chemistry with F.Y.B.Sc. Common)	F.Y.B.Sc.	120		Minority	50% of (Total - Management Quota)	347
3	Bachelor of Arts (English & History)	F.Y.B.A.	120		SC	13% of (Total-Management Quota-Minority)	45
4	Bachelor of Science (Microbiology)	F.Y.B.Sc. (Microbiology)	35		ST	7% of (Total-Management Quota-Minority)	24
5	Bachelor of Science (Computer Science)	F.Y.B.Sc. (Computer Science)	60		DT (A)	3% of (Total-Management Quota-Minority)	10
6	Bachelor of Science (Information Technology)	F.Y.B.Sc. (Information Technology)	60		NT (B)	2.5% of (Total-Management Quota-Minority)	9
7	Bachelor of Commerce (Accounting & Finance)	F.Y.B.Com. (Accounting & Finance)	60		NT (C)	3.5% of (Total-Management Quota-Minority)	12
8	Bachelor of Commerce (Banking & Insurance)	F.Y.B.Com. (Banking & Insurance)	60		NT (D)	2% of (Total-Management Quota-Minority)	7
9	Bachelor of Management Studies (BMS)	F.Y.B.M.S.	60		OBC	19% of (Total-Management Quota-Minority)	66
10					SBC	2% of (Total-Management Quota-Minority)	7
11					EX-Service Men & Soldiers	3% of (Total-Management Quota-Minority)	10
12					Maratha Arakshan	16% of (Total-Management Quota-Minority)	55
13					EBC -General	10% of (Total-Management Quota-Minority)	35
14					Open		66
<b>Total</b>			<b>815</b>	<b>815</b>			<b>815</b>



*Harshal*  
Dr. Harshal M. Bachhav

Incharge Principal  
I/c Principal  
S.I.C.E.S. Degree College of Arts, Science & Commerce  
Ambarnath - 421505

**Classwise Reservation Details for the Academic Year 2019-2020**

Sr.No.	Class	Total No. of Seats Sanctioned	Category	Percentage Earmarked	Number of Seats Earmarked
1	F.Y.B.A.	120	Management Quota	15% of Total	18
2			Minority	50% of (Total - Management Quota)	51
3			SC	13% of (Total-Management Quota-Minority)	7
4			ST	7% of (Total-Management Quota-Minority)	4
5			DT (A)	3% of (Total-Management Quota-Minority)	2
6			NT (B)	2.5% of (Total-Management Quota-Minority)	1
7			NT (C)	3.5% of (Total-Management Quota-Minority)	2
8			NT (D)	2% of (Total-Management Quota-Minority)	1
9			OBC	19% of (Total-Management Quota-Minority)	10
10			SBC	2% of (Total-Management Quota-Minority)	1
11			EX-Service Men & Soldiers	3% of (Total-Management Quota-Minority)	2
12			Maratha Arakshan	16% of (Total-Management Quota-Minority)	10
13			EBC -General	10% of (Total-Management Quota-Minority)	11
14			Open		2
	<b>Total</b>	<b>120</b>			<b>120</b>

Sr.No.	Class	Total No. of Seats Sanctioned	Category	Percentage Earmarked	Number of Seats Earmarked
1	F.Y.B.Com.	240	Management Quota	15% of Total	36
2			Minority	50% of (Total - Management Quota)	102
3			SC	13% of (Total-Management Quota-Minority)	13
4			ST	7% of (Total-Management Quota-Minority)	7
5			DT (A)	3% of (Total-Management Quota-Minority)	3
6			NT (B)	2.5% of (Total-Management Quota-Minority)	3
7			NT (C)	3.5% of (Total-Management Quota-Minority)	4
8			NT (D)	2% of (Total-Management Quota-Minority)	2
9			OBC	19% of (Total-Management Quota-Minority)	19
10			SBC	2% of (Total-Management Quota-Minority)	2
11			EX-Service Men & Soldiers	3% of (Total-Management Quota-Minority)	3



12			Maratha Arakshan	16% of (Total-Management Quota-Minority)	20
13			EBC -General	10% of (Total-Management Quota-Minority)	22
14			Open		4
	<b>Total</b>	<b>240</b>			<b>240</b>

Sr.No.	Class	Total No. of Seats Sanctioned	Category	Percentage Earmarked	Number of Seats Earmarked
1	F.Y.B.Sc.	120	Management Quota	15% of Total	18
2			Minority	50% of (Total - Management Quota)	51
3			SC	13% of (Total-Management Quota-Minority)	7
4			ST	7% of (Total-Management Quota-Minority)	4
5			DT (A)	3% of (Total-Management Quota-Minority)	2
6			NT (B)	2.5% of (Total-Management Quota-Minority)	1
7			NT (C)	3.5% of (Total-Management Quota-Minority)	2
8			NT (D)	2% of (Total-Management Quota-Minority)	1
9			OBC	19% of (Total-Management Quota-Minority)	10
10			SBC	2% of (Total-Management Quota-Minority)	1
11			EX-Service Men & Soldiers	3% of (Total-Management Quota-Minority)	2
12			Maratha Arakshan	16% of (Total-Management Quota-Minority)	10
13			EBC -General	10% of (Total-Management Quota-Minority)	11
14			Open		2
	<b>Total</b>	<b>120</b>			<b>120</b>

Sr.No.	Class	Total No. of Seats Sanctioned	Category	Percentage Earmarked	Number of Seats Earmarked
1	F.Y.B.Sc. (Microbiology)	35	Management Quota	15% of Total	5
2			Minority	50% of (Total - Management Quota)	11
3			SC	13% of (Total-Management Quota-Minority)	2
4			ST	7% of (Total-Management Quota-Minority)	1
5			DT (A)	3% of (Total-Management Quota-Minority)	1
6			NT (B)	2.5% of (Total-Management Quota-Minority)	1
7			NT (C)	3.5% of (Total-Management Quota-Minority)	1
8			NT (D)	2% of (Total-Management Quota-Minority)	1



9			OBC	19% of (Total-Management Quota-Minority)	3
10			SBC	2% of (Total-Management Quota-Minority)	1
11			EX-Service Men & Soldiers	3% of (Total-Management Quota-Minority)	1
12			Maratha Arakshan	16% of (Total-Management Quota-Minority)	2
13			EBC -General	10% of (Total-Management Quota-Minority)	2
14			Open		3
	<b>Total</b>	<b>35</b>			<b>35</b>

Sr.No.	Class	Total No. of Seats Sanctioned	Category	Percentage Earmarked	Number of Seats Earmarked
1	F.Y.B.Sc. (Information Technology)	60	Management Quota	15% of Total	9
2			Minority	50% of (Total - Management Quota)	25.5
3			SC	13% of (Total-Management Quota-Minority)	3
4			ST	7% of (Total-Management Quota-Minority)	2
5			DT (A)	3% of (Total-Management Quota-Minority)	1
6			NT (B)	2.5% of (Total-Management Quota-Minority)	1
7			NT (C)	3.5% of (Total-Management Quota-Minority)	1
8			NT (D)	2% of (Total-Management Quota-Minority)	1
9			OBC	19% of (Total-Management Quota-Minority)	5
10			SBC	2% of (Total-Management Quota-Minority)	1
11			EX-Service Men & Soldiers	3% of (Total-Management Quota-Minority)	1
12			Maratha Arakshan	16% of (Total-Management Quota-Minority)	5
13			EBC -General	10% of (Total-Management Quota-Minority)	5
14			Open		1
	<b>Total</b>	<b>60</b>			<b>60</b>

Sr.No.	Class	Total No. of Seats Sanctioned	Category	Percentage Earmarked	Number of Seats Earmarked
1			Management Quota	15% of Total	9
2			Minority	50% of (Total - Management Quota)	25.5
3			SC	13% of (Total-Management Quota-Minority)	3
4			ST	7% of (Total-Management Quota-Minority)	2
5			DT (A)	3% of (Total-Management Quota-Minority)	1
6			NT (B)	2.5% of (Total-Management Quota-Minority)	1



7	F.Y.B.Sc. (Computer Science)	60	NT (C)	3.5% of (Total-Management Quota-Minority)	1
8			NT (D)	2% of (Total-Management Quota-Minority)	1
9			OBC	19% of (Total-Management Quota-Minority)	5
10			SBC	2% of (Total-Management Quota-Minority)	1
11			EX-Service Men & Soldiers	3% of (Total-Management Quota-Minority)	1
12			Maratha Arakshan	16% of (Total-Management Quota-Minority)	5
13			EBC -General	10% of (Total-Management Quota-Minority)	5
14			Open		1
<b>Total</b>			<b>60</b>		

Sr.No.	Class	Total No. of Seats Sanctioned	Category	Percentage Earmarked	Number of Seats Earmarked
1	F.Y.B.Com. (Accounting & Finance)	60	Management Quota	15% of Total	9
2			Minority	50% of (Total - Management Quota)	25.5
3			SC	13% of (Total-Management Quota-Minority)	3
4			ST	7% of (Total-Management Quota-Minority)	2
5			DT (A)	3% of (Total-Management Quota-Minority)	1
6			NT (B)	2.5% of (Total-Management Quota-Minority)	1
7			NT (C)	3.5% of (Total-Management Quota-Minority)	1
8			NT (D)	2% of (Total-Management Quota-Minority)	1
9			OBC	19% of (Total-Management Quota-Minority)	5
10			SBC	2% of (Total-Management Quota-Minority)	1
11			EX-Service Men & Soldiers	3% of (Total-Management Quota-Minority)	1
12			Maratha Arakshan	16% of (Total-Management Quota-Minority)	5
13			EBC -General	10% of (Total-Management Quota-Minority)	5
14			Open		1
<b>Total</b>		<b>60</b>			<b>60</b>


Sr.No.	Class	Total No. of Seats Sanctioned	Category	Percentage Earmarked	Number of Seats Earmarked
1			Management Quota	15% of Total	9
2			Minority	50% of (Total - Management Quota)	25.5
3			SC	13% of (Total-Management Quota-Minority)	3
4			ST	7% of (Total-Management Quota-Minority)	2



5	F.Y.B.Com. (Banking & Insurance)	60	DT (A)	3% of (Total-Management Quota-Minority)	1		
6			NT (B)	2.5% of (Total-Management Quota-Minority)	1		
7			NT (C)	3.5% of (Total-Management Quota-Minority)	1		
8			NT (D)	2% of (Total-Management Quota-Minority)	1		
9			OBC	19% of (Total-Management Quota-Minority)	5		
10			SBC	2% of (Total-Management Quota-Minority)	1		
11			EX-Service Men & Soldiers	3% of (Total-Management Quota-Minority)	1		
12			Maratha Arakshan	16% of (Total-Management Quota-Minority)	5		
13			EBC -General	10% of (Total-Management Quota-Minority)	5		
14			Open		1		
<b>Total</b>			<b>60</b>			<b>60</b>	

Sr.No.	Class	Total No. of Seats Sanctioned	Category	Percentage Earmarked	Number of Seats Earmarked
1	F.Y.B.M.S.	60	Management Quota	15% of Total	9
2			Minority	50% of (Total - Management Quota)	25.5
3			SC	13% of (Total-Management Quota-Minority)	3
4			ST	7% of (Total-Management Quota-Minority)	2
5			DT (A)	3% of (Total-Management Quota-Minority)	1
6			NT (B)	2.5% of (Total-Management Quota-Minority)	1
7			NT (C)	3.5% of (Total-Management Quota-Minority)	1
8			NT (D)	2% of (Total-Management Quota-Minority)	1
9			OBC	19% of (Total-Management Quota-Minority)	5
10			SBC	2% of (Total-Management Quota-Minority)	1
11			EX-Service Men & Soldiers	3% of (Total-Management Quota-Minority)	1
12			Maratha Arakshan	16% of (Total-Management Quota-Minority)	5
13			EBC -General	10% of (Total-Management Quota-Minority)	5
14			Open		1
<b>Total</b>		<b>60</b>			<b>60</b>



  
 Dr. Harshal M. Bachhav  
 Incharge Principal  
**I/c Principal**  
 S.I.C.E.S. Degree College of Arts, Science & Commerce